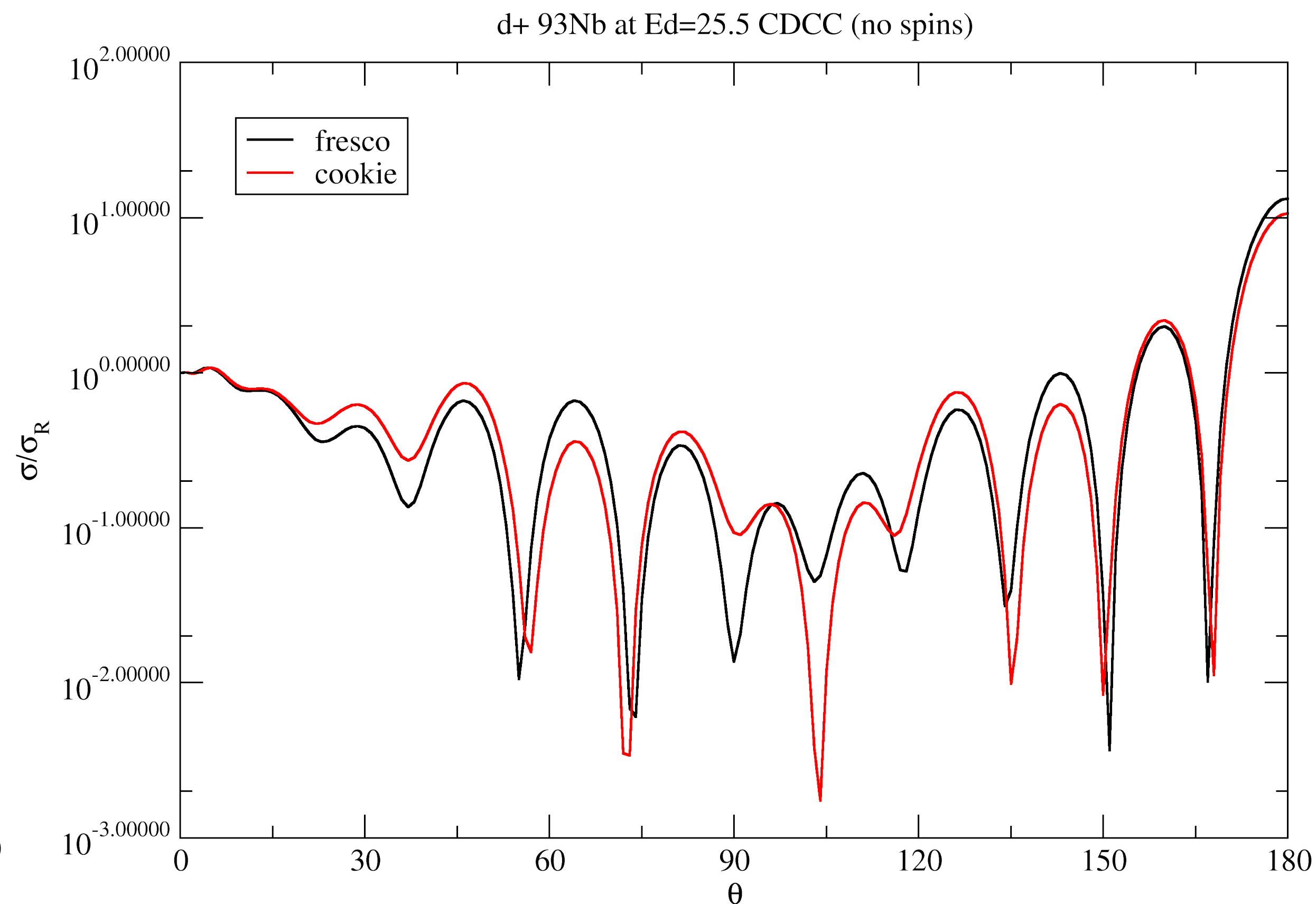
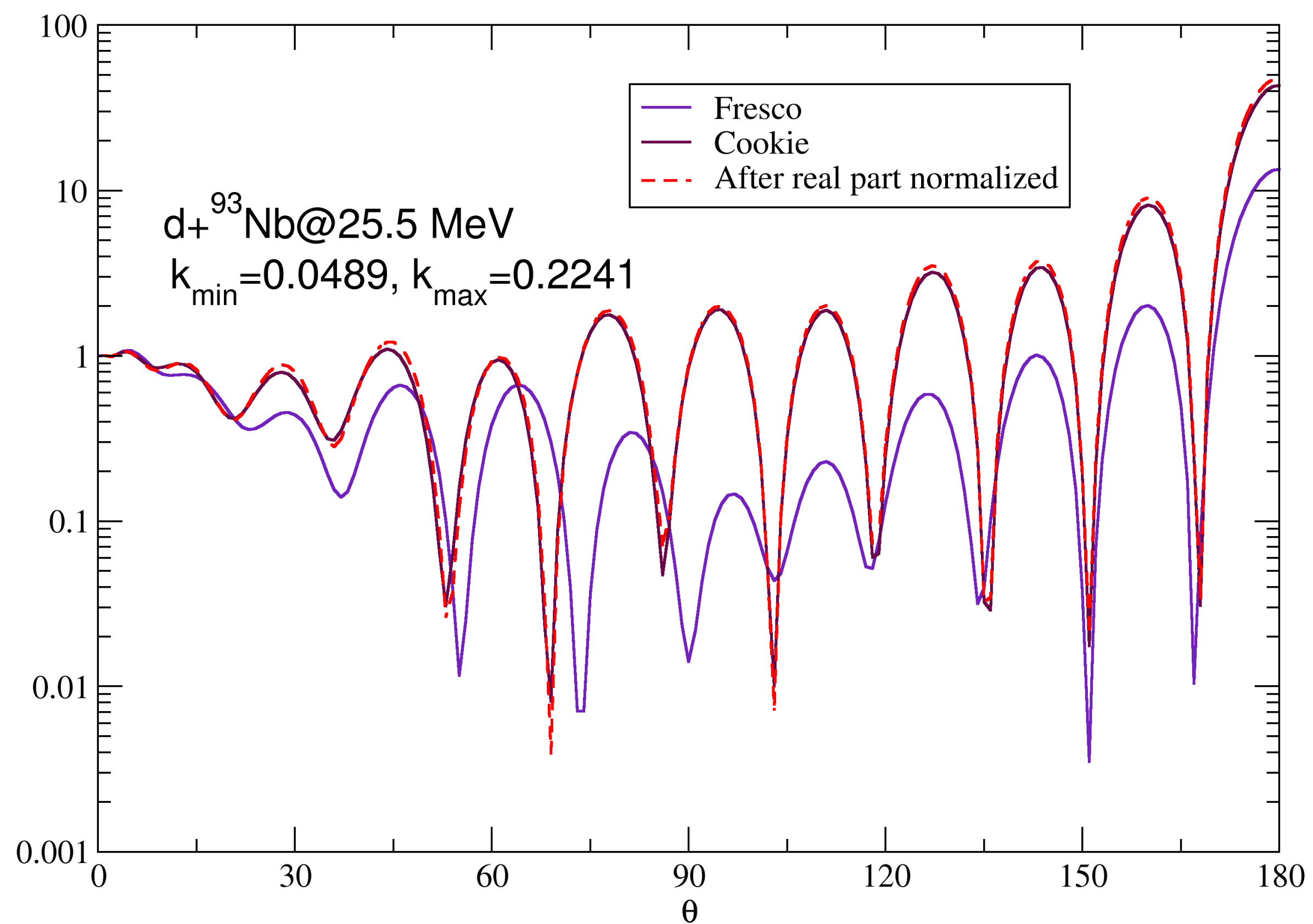


计算可观测量

Calculation

经过更改后，可以发现结果有了很大程度上改善，但是还是和fresco有差距。



Calculation

比较S矩阵可以发现，弹性S矩阵复合的很好，但是S01符合的不是很好

0.0818093135	-0.1334667457	0
-0.0136259777	-0.0368428327	0
-0.1635111156	0.0271022069	1
-0.0199053986	0.0325595323	1
0.0473217201	0.1470861247	2
0.0246366669	0.0173717129	2

1	(7.92138920575103794E-002,-0.13486249786553139)
2	(1.17471624761542708E-002,-3.73562834628713841E-002)
1	(-0.16292915213224674,3.07002996762538310E-002)
2	(-3.56172088982394872E-002,1.32687610581223147E-002)
1	(5.01585901864053801E-002,0.14603509684256097)
2	(8.90484023866611012E-003,2.90787393740758217E-002)

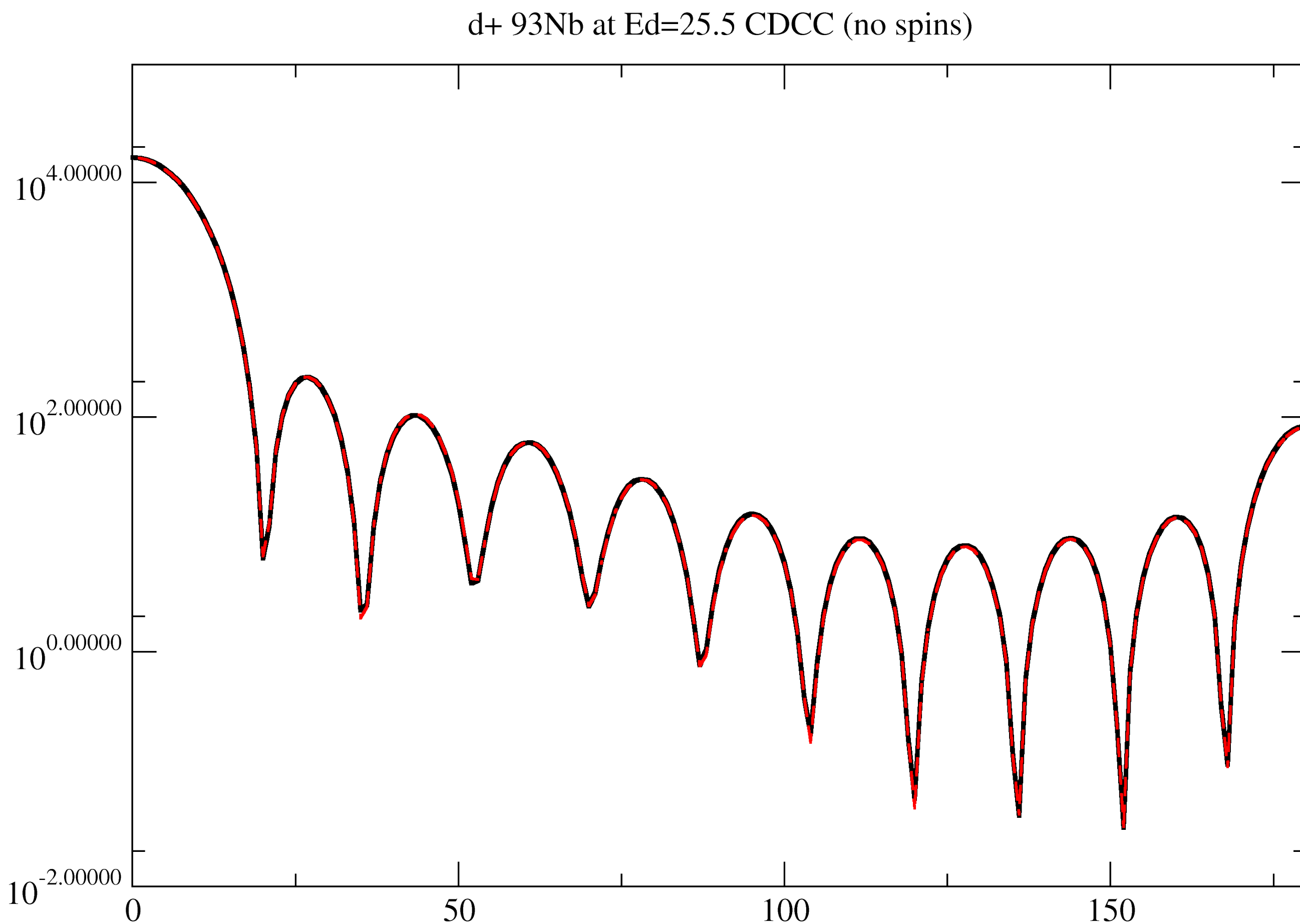
Calculation

比较S矩阵可以发现，弹性S矩阵复合的很好，但是其他项的S矩阵符合的不是很好，这可能是由于使用的不同的bin划分范围有一些区别。

0.0764817437	-0.1166747053	0	1	(7.08997216430278659E-002,-0.12151775542612490)
-0.0285385039	-0.0114735019	0	2	(-1.77022413699517676E-002,-2.32545220722141718E-002)
-0.0028699566	-0.0190662231	0	3	(9.13540542234048472E-003,-1.32996703669929633E-002)
0.0286769364	-0.0474098469	0	4	(4.91332919984597966E-002,1.05394664685097405E-002)
-0.1499335375	0.0233420416	1	1	(-0.15018446196798838,3.12970722536203977E-002)
0.0092892843	0.0333103481	1	2	(-8.29966472050267835E-003,3.08567526005687105E-002)
-0.0087005332	0.0202078839	1	3	(-1.84240583336306718E-002,7.74912816964624419E-003)
-0.0573205046	0.0130797630	1	4	(-2.83955300992645224E-002,-4.52643826511972200E-002)
0.0384828983	0.1300493991	2	1	(4.56196017397226053E-002,0.12888814114244113)
0.0345976596	-0.0061040801	2	2	(2.86602191263844557E-002,1.12227297249536100E-002)
0.0238784272	0.0052059071	2	3	(1.11254189923126450E-002,1.91324558559765427E-002)
0.0204409007	0.0433610906	2	4	(-3.07696814441229712E-002,3.17584800761740310E-002)
0.1413447723	-0.0442388849	3	1	(0.14084661177728794,-5.15482831799217028E-002)
0.0048224664	-0.0351067864	3	2	(1.83060190191347803E-002,-2.22531198598836417E-002)
0.0014464271	-0.0318828050	3	3	(2.34530269377349644E-002,-1.78160266003879707E-002)
0.0398885818	-0.0262748088	3	4	(3.66361836846495481E-002,2.70437849134854830E-002)

Calculation

我们还考察了不考虑库伦相互作用的情况，截面可以几乎完全重合。



$$f_n(\theta) = \frac{1}{2ik} \sum_{L=0}^{\infty} (2L+1) P_L(\cos\theta)$$

$$\times (S_L - 1) \exp(2i\sigma_L)$$

$$f_c(\theta) = \frac{\eta}{2k \sin^2(\theta/2)}$$

$$\times \exp(-i\eta \ln(\sin^2(\theta/2)) + 2i\sigma_0)$$

Calculation

此时的S矩阵也是这样的

-0.1581260936	-0.0644323934	0
0.0054317836	0.0353540774	0
-0.0349379617	0.0227120888	0
-0.0605546916	0.0223057581	0
-0.1605934486	-0.0418291137	1
0.0078059585	0.0363278743	1
-0.0300764008	0.0262722761	1
-0.0547166831	0.0290602845	1
-0.1682126086	-0.0007969707	2
0.0133618798	0.0391059497	2
-0.0191107679	0.0339735177	2
-0.0459414776	0.0405894958	2

1	(-0.16292337094278178, -5.63260724186618530E-002)
2	(-1.04154130335866093E-002, 3.25413692103048158E-002)
3	(-3.48022698385187443E-002, -1.15079991702749726E-002)
4	(-3.76633896132004126E-002, -4.58683829084472680E-002)
1	(-0.16389069473467646, -3.45440696494064975E-002)
2	(-9.04803264168976135E-003, 3.36125151815278647E-002)
3	(-3.47975724663556960E-002, -6.49169522845561685E-003)
4	(-4.23147300295580037E-002, -3.89314352664362900E-002)
1	(-0.16971342572450693, 8.33008485937908154E-003)
2	(-5.84630109440923123E-003, 3.68575047504032041E-002)
3	(-3.41979933478821427E-002, 5.57606252035451437E-003)
4	(-5.02328802084814549E-002, -2.70591091876816285E-002)